

MAY 25

TCSO TOWN HALL | WELLS BRANCH

CRIME STATS



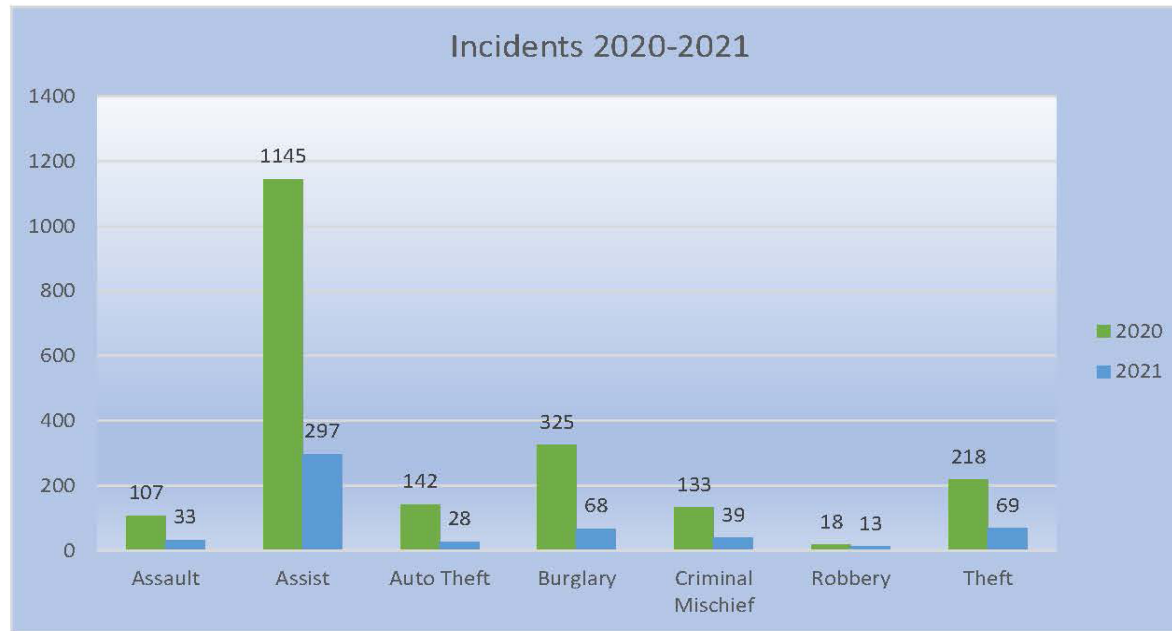
Incident Types	Sub-Category
Assists	Complainant
	Motorist
Assaults	Assault by Contact
	Assault w/Injury
	Assault w/Deadly Weapon
Burglary	Burglary/Residence
	Burglary/Non-Residence
	Burglary/Vehicle
Robbery	Agg Robbery w/Deadly Weapon
	Robbery/Assault
Theft	Theft
	Theft/Auto Parts
	Theft/Bicycle
	Theft/Trailer

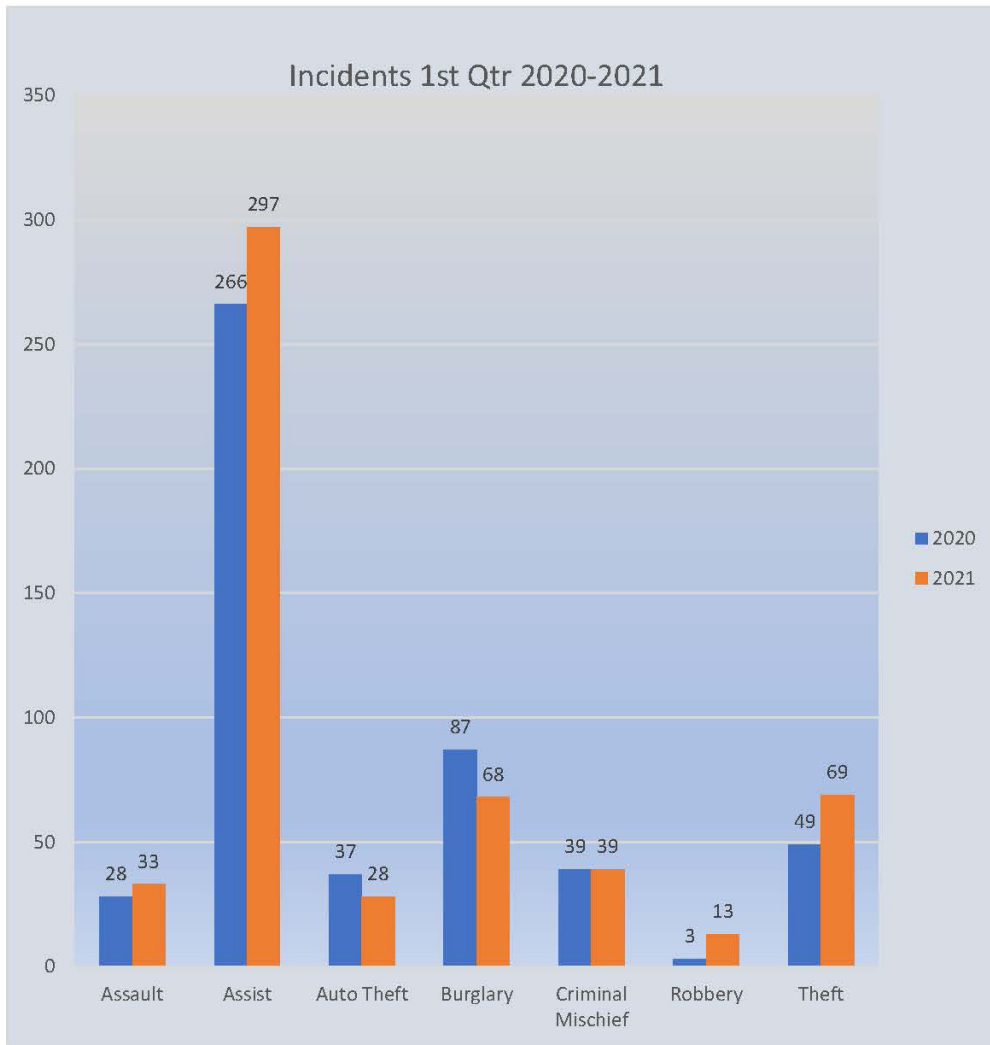
Incidents 2020

Incident Types	Jan	Feb	Mar	Apr	May	Jun	Jul	Aug	Sep	Oct	Nov	Dec	Total
Assaults	11	10	7	8	7	7	9	7	11	8	13	9	107
Assists	98	75	93	88	109	113	100	104	84	112	92	77	1145
Auto Theft	11	14	12	9	8	7	9	12	15	15	21	9	142
Burglary	41	24	22	21	21	30	29	25	23	25	39	25	325
Criminal Mischief	10	15	14	4	3	8	12	13	20	14	11	9	133
Robbery	2	1		1		1		2	2	2	5	2	18
Theft	17	13	19	18	5	22	20	23	20	25	12	24	218
Total	190	152	167	149	153	188	179	186	175	201	193	155	2088

Incidents 1st Qtr 2021

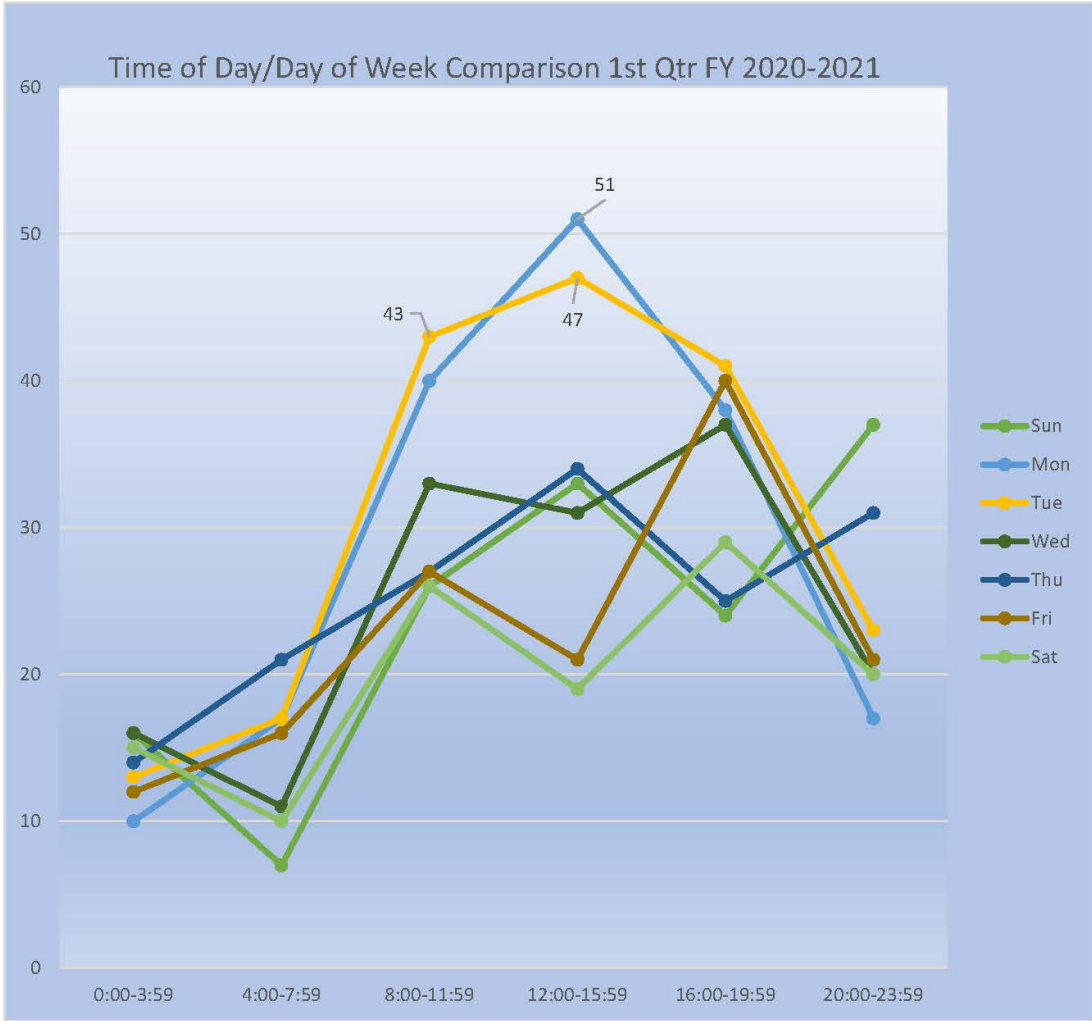
Incident Types	Jan	Feb	Mar	Total
Assaults	12	9	12	33
Assists	81	113	103	297
Auto Theft	13	7	8	28
Burglary	18	26	24	68
Criminal Mischief	12	11	16	39
Robbery	6	3	4	13
Theft	27	10	32	69
Total	169	179	199	547





First Quarterly Comparison FY2020 and FY2021

Incident	2020	2021	% change
Assaults	28	33	17.9%
Assists	266	297	11.7%
Auto Theft	37	28	-24.3%
Burglary	87	68	-21.8%
Criminal Mischief	39	39	0.0%
Robbery	3	13	333.3%
Theft	49	69	40.8%
Grand Total	509	547	7.5%



Time Frame	Sun	Mon	Tue	Wed	Thu	Fri	Sat	Total
0:00-3:59	16	10	13	16	14	12	15	96
4:00-7:59	7	17	17	11	21	16	10	99
8:00-11:59	26	40	43	33	27	27	26	222
12:00-15:59	33	51	47	31	34	21	19	236
16:00-19:59	24	38	41	37	25	40	29	234
20:00-23:59	37	17	23	20	31	21	20	169
Total	143	173	184	148	152	137	119	1056

Things to consider: Times captured can be reported times vs time of occurrence

Ex: Burglary of Vehicle can take place overnight but victim doesn't discover it until 8am the next morning.

Ex: Victim leaves town for the weekend and discovers his/her home has been burglarized